


MDR-903-450-13-OF



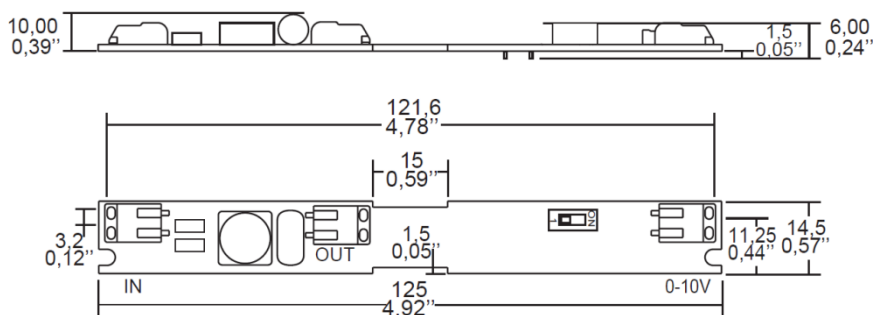
Compatible Track Adapter	Stucchi 9519-166-XX Stucchi 9529-166-XX
Compatible track system	Stucchi 9500 Multisystem
LED Driver Specification	10-26 VDC, 350-450 mA (DIP Switch) (See the page2)
Dimming	0-10V dimming, 2.5-100% Dim to off at 0.65VDC

Note-

- 1. UL file: E340871

Mechanical

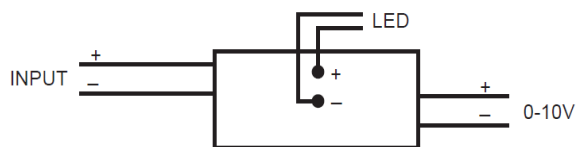
*Dimension in metrics/inch



Electrical

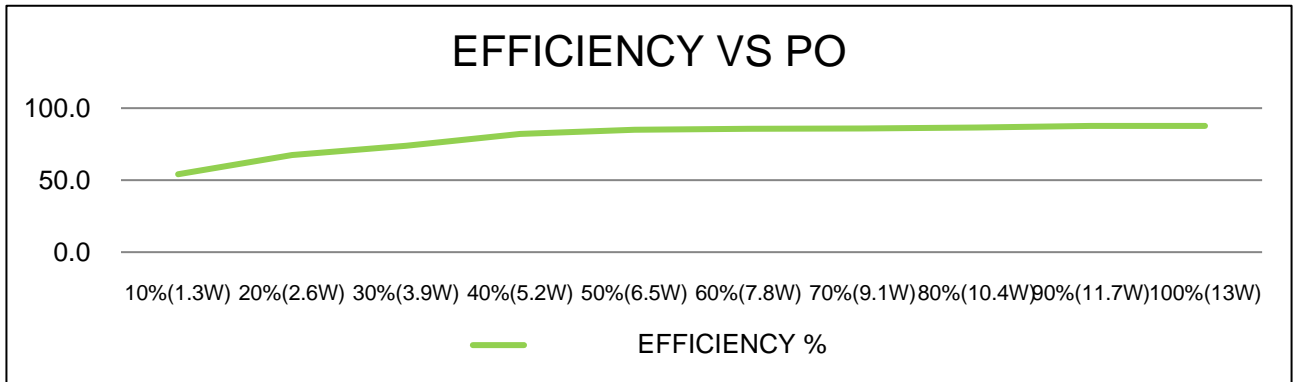
Maximum load	11 W
Minimum load	3.5 W
Input Voltage	48VDC
Output Voltage	10-26VDC
Output Current	350 / 450 mA
Efficiency	>80%
No Load loss	< 1 W
Max. Tc Temperature	80°C

Wiring Diagram

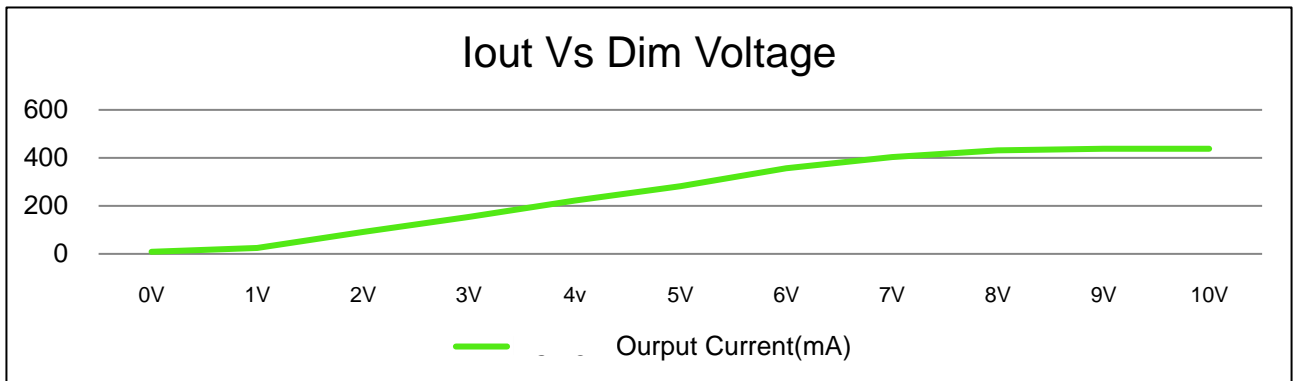


Electrical Specifications

■ Efficiency of the driver VS Power Output (W)



■ 0-10 V Dimming



■ Current Setting

LED Current Tolerance over temperature and component variations is $350\text{mA} \pm 7\%$ / $500\text{mA} \pm 5\%$ at any level.

The output current of the driver can be adjusted using the two dip switches provided on the top of the driver. The below pictures shows the switch positions required to set the current to different levels.



450mA



350mA

The driver will be shipped out of factory with both switches set to ON (450mA).



Macron Associate Co. – Power Supply Team

NO.352, Perng-Yi Road, Taiping, Taichung, Taiwan 411

TEL: 886-4-22708357 FAX: 886-4-22767307 Email: macron@macrongroup.com